



Band Virtual Learning

7th Grade Brass

May 13th, 2020



7th Grade Brass
Lesson: May 13th 2020

Objective/Learning Target:
Students will be able to identify specific intervals.

Specific Intervals


- **Specific intervals** are measured both on the staff and in half steps on the keyboard.
- As you learned in the previous lesson, C to D and C to D \flat are both generic seconds. Specifically, however, C to D is one half step larger than C to D \flat .



- Let's learn a few specific intervals.

Major Second

- A **major second** is made up of two half steps.
- C to D is a major second since it is a generic second on the staff and two half steps on the keyboard.




M2



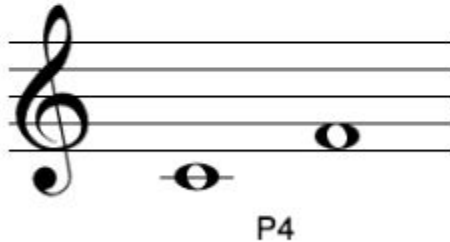
Major Third

- A **major third** is made up of four half steps.
- C to E is a major third.



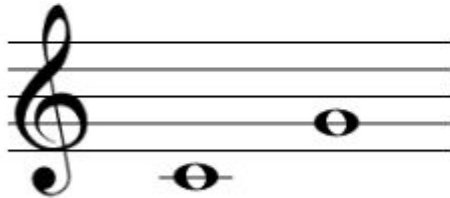
Perfect Fourth

- A **perfect fourth** is made up of five half steps.
- C to F is a perfect fourth.



Perfect Fifth

- A **perfect fifth** is made up of seven half steps.
- C to G is a perfect fifth.




P5



Major Sixth

- A **major sixth** is made up of nine half steps.
- C to A is a major sixth.

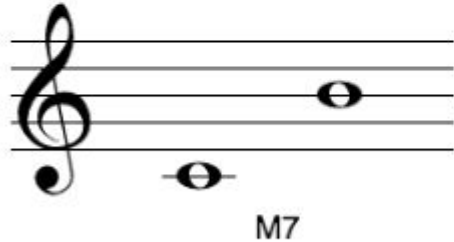


M6



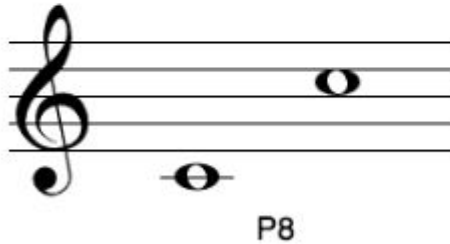
Major Seventh

- A **major seventh** is made up of eleven half steps.
- C to B is a major seventh.



Perfect Octave

- Finally, a **perfect eighth** (or **perfect octave**) is made up of twelve half steps.
- C to C is a perfect eighth.



Minor Intervals

- The terms “major” and “perfect” refer to the interval's **quality**.
- Only seconds, thirds, sixths, and sevenths can have a major quality. Firsts, fourths, fifths, and eighths use “perfect” instead.
- Next, let's discuss **minor** intervals.
- A minor interval has one less half step than a major interval.


Major



Minor

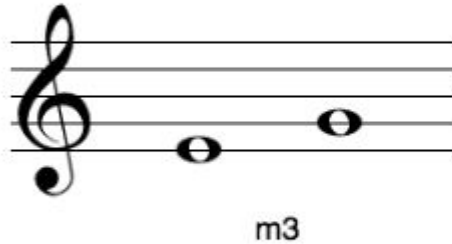
Minor Third

- For example: since C to E is a major third (4 half steps), C to E \flat is a minor third (3 half steps).



Minor Third

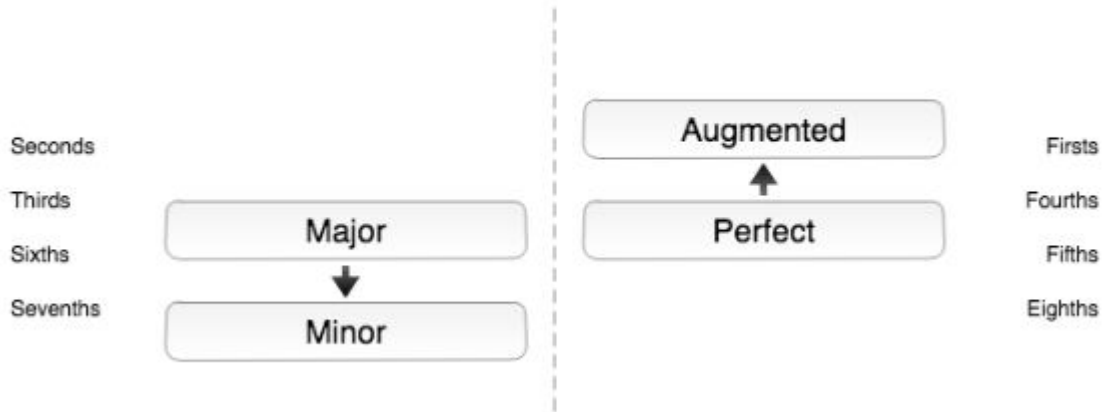
- E to G is also a minor third (since E to G# is a major third).



- Since minor intervals transform from major intervals; only seconds, thirds, sixths, and sevenths can be "minor".



Augmented Interval

- An **augmented** interval has one more half step than a perfect interval.




Augmented Fourth

- Since C to F is a perfect fourth (5 half steps), C to F# would be an augmented fourth (6 half steps).



Augmented Fourth

- F to B is also an augmented fourth (since F to B \flat is a perfect fourth).



A4



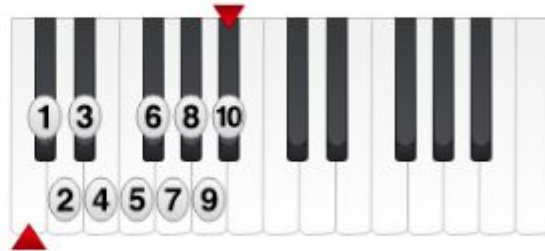

Augmented Intervals

- Major intervals can be augmented by adding a half step.



Augmented Sixth

- For example, since C to A is a major sixth (9 half steps), C to A# is an augmented sixth (10 half steps).

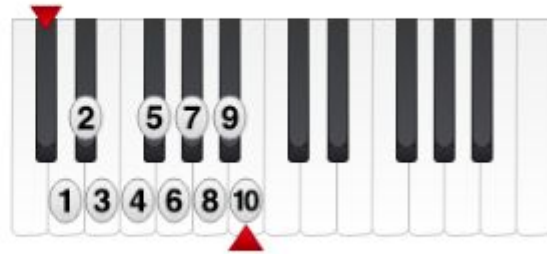


Augmented Sixth

- $D\flat$ to B is also an augmented 6th (Since $D\flat$ to $B\flat$ is a major sixth).

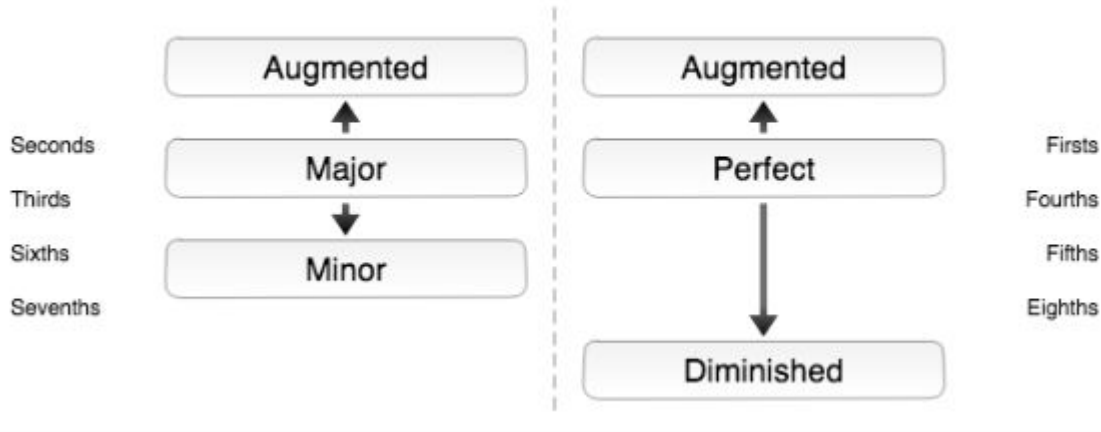


A6




Diminished Interval

- A **diminished** interval has one less half step than a perfect interval.



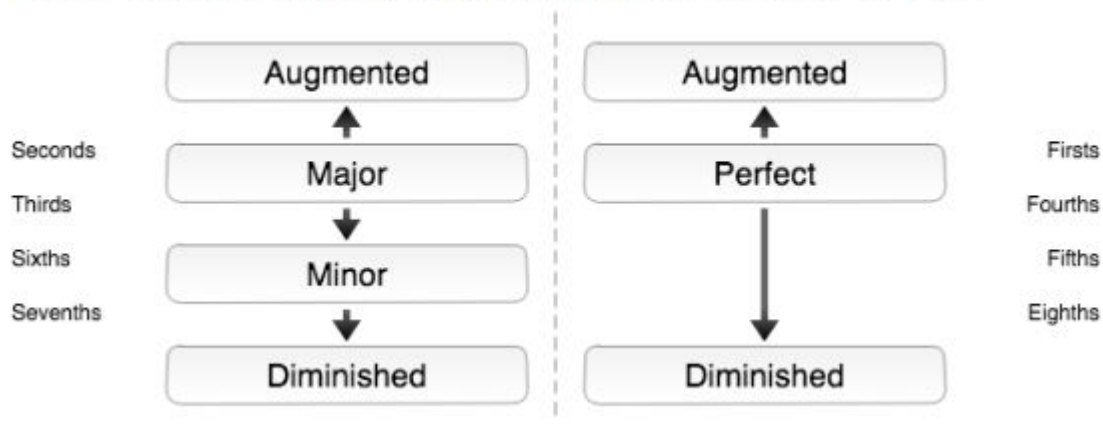
Diminished Fifth

- Since C to G is a perfect fifth (7 half steps), C to G \flat would be a diminished fifth (6 half steps).



Diminished Intervals

- Minor intervals can also be diminished by subtracting a half step.



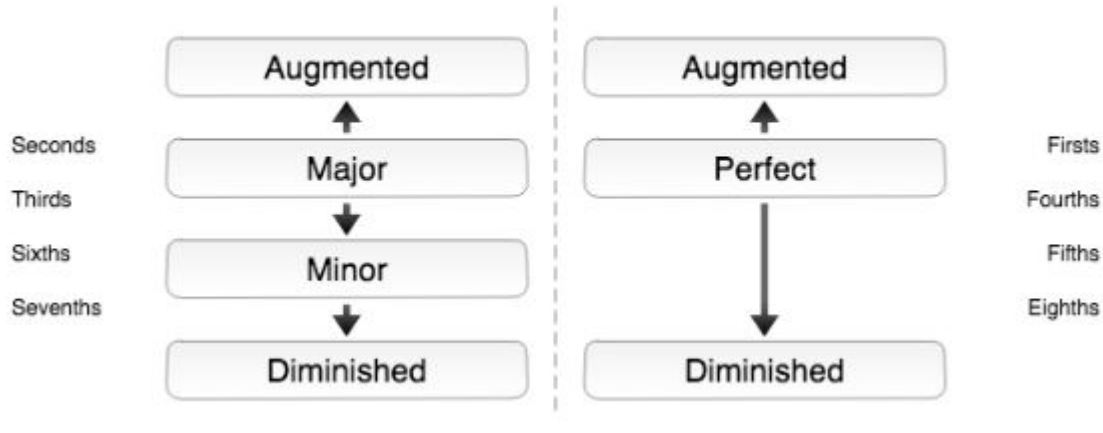
Diminished Seventh

- Recall that C to B is a major seventh (11 half steps) and C to B \flat is a minor seventh (10 half steps).
- C to B $\flat\flat$ is a diminished seventh (9 half steps).



Regular Intervals vs Perfect

- This chart shows the relationship among the different interval qualities.



Half Steps Chart

- This chart shows the number of half steps that each specific interval contains.

	Diminished	Minor	Perfect	Major	Augmented
First			0		1
Second	0	1		2	3
Third	2	3		4	5
Fourth	4		5		6
Fifth	6		7		8
Sixth	7	8		9	10
Seventh	9	10		11	12
Eighth	11		12		13



Practice

[Click here to practice identifying specific intervals.](#)